

•

•

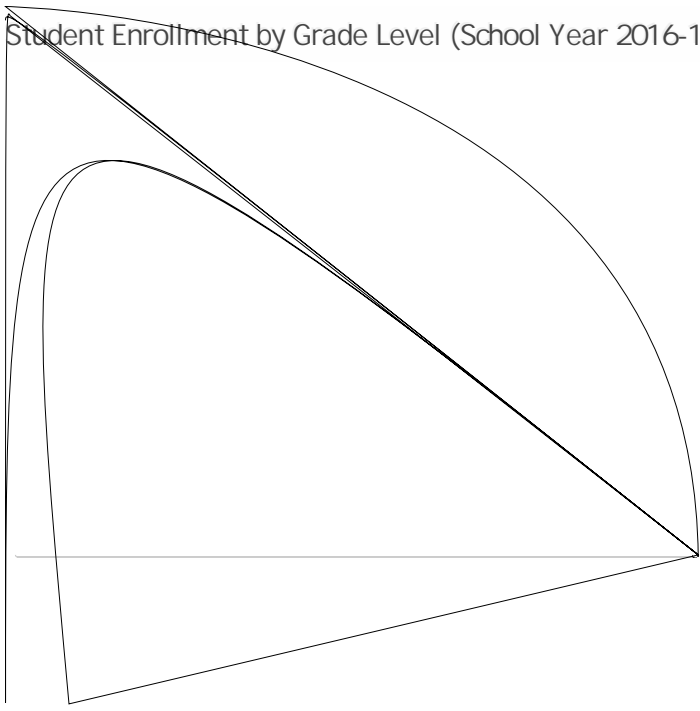
•



About This School

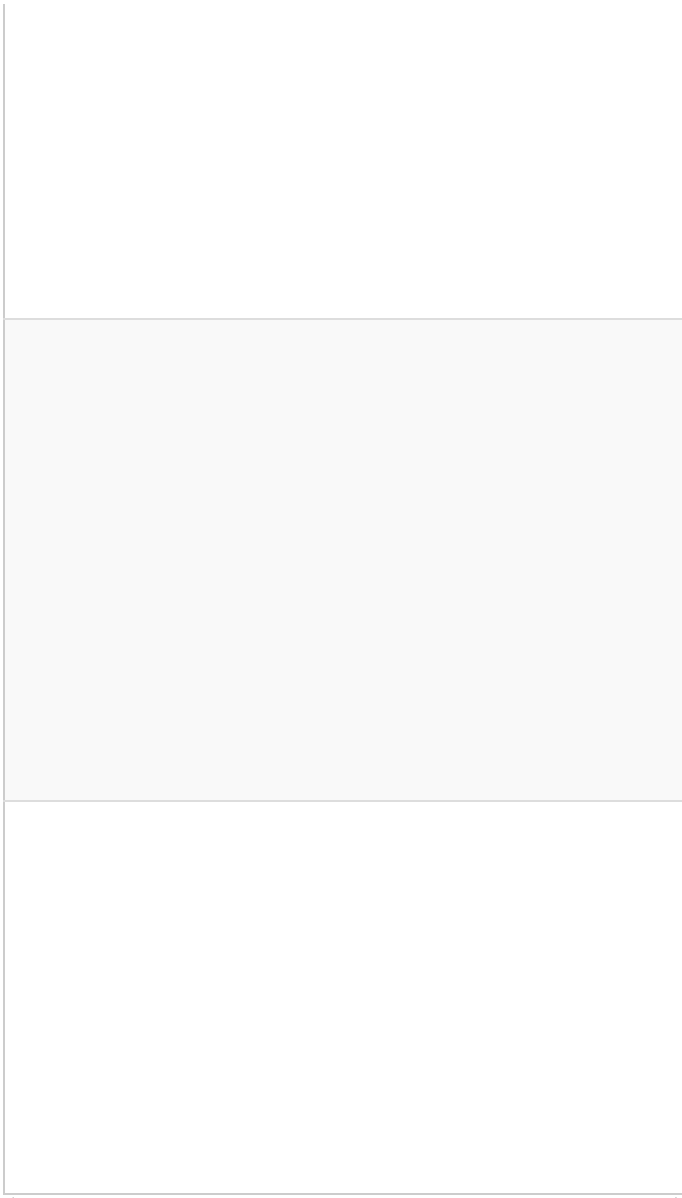
Contact Information (School Year 2017-18)



Student Enrollment by Grade Level (School Year 2016-17)







Overall Facility Rate

B. Pupil Outcomes

State Priority: Pupil Achievement

- Statewide assessments

CAASPP Test Results in Mathematics by Student Group

Grades Three through Eight and Grade Eleven (School Year 2016-17)

CAASPP Test Results in Science for All Students

Grades Five, Eight and Ten

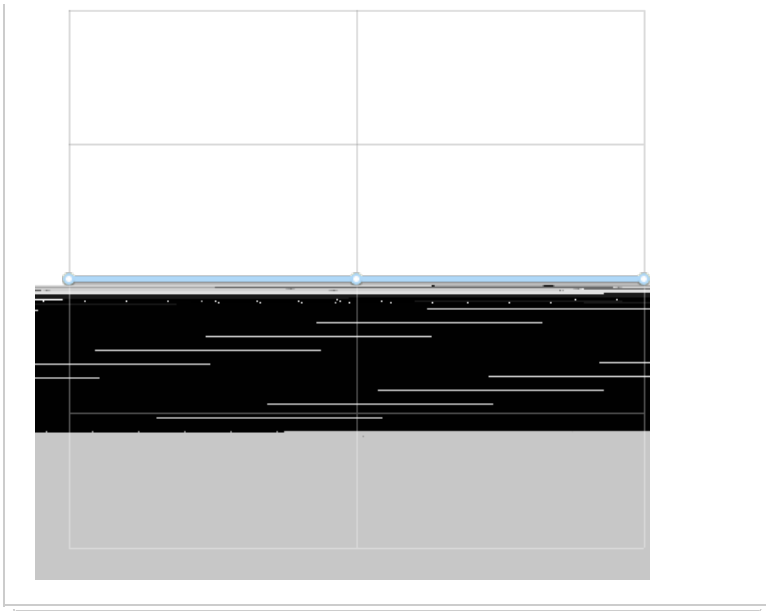
State Priority: Other Pupil Outcomes

•

California Physical Fitness Test Results (School Year 2016-17)

Grade Level	Percentage of Students Meeting Fitness Standards		
	Four of Six Fitness Standards	Five of Six Fitness Standards	Six of Six Fitness Standards

C. Engag



State Priority: School Climate

Types of Services Funded (Fiscal Year 2016-17)

-
-
-
-
-
-

Teacher and Administrative Salaries (Fiscal Year 2015-16)
